



District Report Card: 2017


State: Bihar	District: Madhepura
Class: 8	Subject: Mathematics
Schools: 50	Students: 1081


Participation/Coverage


Students

 GENDER	Boys		Girls	
	Number	%	Number	%
	476	44.03	605	55.97

 AREA	Rural		Urban	
	Number	%	Number	%
	1078	99.72	3	0.28

 CATEGORY	SC		ST		OBC		GEN	
	Number	%	Number	%	Number	%	Number	%
	179	16.56	0	0.00	818	75.67	84	7.77

 CWSN	LD	VI	HI	S&LD	ID	Oth
	3	0	0	1	0	1

 Management	Government		Government-aided	
	Number	%	Number	%
	1081	100.00	0	0.00

Average Performance of Students in Mathematics (%)

Overall	Gender		Area		Management		Social Group			
	Male	Female	Rural	Urban	Govt.	Aided	SC	ST	OBC	GEN
44.30	45.13	43.65	44.38	13.33	44.30	0.00	38.51	0.00	45.04	49.44

Performance on Learning Outcomes (LOs)

Learning Outcomes	Description	Average Performance(%)
M601	Solves problems involving large numbers by applying appropriate operations	38.04
M606	Solves problems on daily life situations involving addition and subtraction of fractions / decimals	60.00
M620	Finds out the perimeter and area of rectangular objects in the surroundings like floor of the class room, surfaces of a chalk box etc.	47.53
M621	Arranges given/collected information in the form of table, pictograph and bar graph and interprets them	33.04
M702	Interprets the division and multiplication of fractions	50.69
M705	Solves problems related to daily life situations involving rational numbers	43.02
M706	Uses exponential form of numbers to simplify problems involving multiplication and division of large numbers	43.76
M707	Adds/subtracts algebraic expressions	63.83
M710	Solves problems related to conversion of percentage to fraction and decimal and vice versa	40.12
M717	Finds out approximate area of closed shapes by using unit square grid/graph sheet	30.54
M719	Finds various representative values for simple data from her/his daily life contexts like mean, median and mode	47.04
M721	Interprets data using bar graph	50.10
M801	Generalizes properties of addition, subtraction, multiplication and division of rational numbers through patterns	29.94
M802	Finds rational numbers between two given rational numbers	43.19
M803	Proves divisibility rules of 2, 3, 4, 5, 6, 9 and 11	57.50
M804	Finds squares, cubes, square roots and cube roots of numbers using different methods	54.32
M808	Uses various algebraic identities in solving problems of daily life	38.58
M812	Verifies properties of parallelogram and establishes the relationship between them through reasoning	32.42
M818	Finds surface area and volume of cuboidal and cylindrical object	21.69
M819	Draws and interprets bar charts and pie charts	45.61

Range of Performance of Students who Answered Correctly							
Below 30%		30% - 50%		50% - 75%		Above 75%	
Number	%	Number	%	Number	%	Number	%
333	30.80	324	29.97	337	31.17	87	8.05

Lowest Performing Learning Outcomes (LOs)

1 - Finds surface area and volume of cuboidal and cylindrical object (21.69)

2 - Generalizes properties of addition, subtraction, multiplication and division of rational numbers through patterns (29.94)

- 3 - Finds out approximate area of closed shapes by using unit square grid/graph sheet (30.54)
- 4 - Verifies properties of parallelogram and establishes the relationship between them through reasoning (32.42)
- 5 - Arranges given/collected information in the form of table, pictograph and bar graph and interprets them (33.04)